

# Equity in Athletics 2007

Institution: Lehigh University (213543)

## Screening Questions

Please answer these questions carefully as your responses will determine which subsequent data entry screens are appropriate for your institution.

1. How will you report Operating Expenses (i.e., Game Day expenses)?

By Team

Per Participant

2. Select the type of varsity sports teams at your institution.

Men's Teams Only

Women's Teams Only

Both Men's Teams and Women's Teams

Men's Teams and Coed Teams

Women's Teams and Coed Teams

Men's Teams and Women's Teams and Coed Teams

Coed Teams Only

3. Do you have any assistant coaches?

Yes



Men's Teams



Women's Teams



Coed Teams

No

---

Institution: Lehigh University (213543)

## Sports Selection - Men's and Women's Teams

Select the varsity sports teams at your institution.

Sport	Men's	Women's	Sport	Men's	Women's
Archery	<input type="checkbox"/>	<input type="checkbox"/>	Badminton	<input type="checkbox"/>	<input type="checkbox"/>
Baseball	<input checked="" type="checkbox"/>	<input type="checkbox"/>	Basketball	<input checked="" type="checkbox"/>	<input checked="" type="checkbox"/>
Beach Volleyball	<input type="checkbox"/>	<input type="checkbox"/>	Bowling	<input type="checkbox"/>	<input type="checkbox"/>
All Track Combined **	<input checked="" type="checkbox"/>	<input checked="" type="checkbox"/>	Diving	<input type="checkbox"/>	<input type="checkbox"/>
Equestrian	<input type="checkbox"/>	<input type="checkbox"/>	Fencing	<input type="checkbox"/>	<input type="checkbox"/>
Field Hockey	<input type="checkbox"/>	<input checked="" type="checkbox"/>	Football	<input checked="" type="checkbox"/>	<input type="checkbox"/>
Golf	<input checked="" type="checkbox"/>	<input checked="" type="checkbox"/>	Gymnastics	<input type="checkbox"/>	<input type="checkbox"/>
Ice Hockey	<input type="checkbox"/>	<input type="checkbox"/>	Lacrosse	<input checked="" type="checkbox"/>	<input checked="" type="checkbox"/>
Rifle	<input type="checkbox"/>	<input type="checkbox"/>	Rodeo	<input type="checkbox"/>	<input type="checkbox"/>
Rowing	<input type="checkbox"/>	<input checked="" type="checkbox"/>	Sailing	<input type="checkbox"/>	<input type="checkbox"/>
Skiing	<input type="checkbox"/>	<input type="checkbox"/>	Soccer	<input checked="" type="checkbox"/>	<input checked="" type="checkbox"/>
Softball	<input type="checkbox"/>	<input checked="" type="checkbox"/>	Squash	<input type="checkbox"/>	<input type="checkbox"/>
Swimming	<input type="checkbox"/>	<input type="checkbox"/>	Swimming and Diving**	<input checked="" type="checkbox"/>	<input checked="" type="checkbox"/>
Synchronized Swimming	<input type="checkbox"/>	<input type="checkbox"/>	Table Tennis	<input type="checkbox"/>	<input type="checkbox"/>
Team Handball	<input type="checkbox"/>	<input type="checkbox"/>	Tennis	<input checked="" type="checkbox"/>	<input checked="" type="checkbox"/>
Track and Field, Indoor	<input type="checkbox"/>	<input type="checkbox"/>	Track and Field, Outdoor	<input type="checkbox"/>	<input type="checkbox"/>
Track and Field, X-Country	<input type="checkbox"/>	<input type="checkbox"/>	Volleyball	<input type="checkbox"/>	<input checked="" type="checkbox"/>
Water Polo	<input type="checkbox"/>	<input type="checkbox"/>	Weight Lifting	<input type="checkbox"/>	<input type="checkbox"/>
Wrestling	<input checked="" type="checkbox"/>	<input type="checkbox"/>	<u>Other Sports (Specify sports in the caveat box.)</u>	<input type="checkbox"/>	<input type="checkbox"/>

### CAVEAT

Note: Track (Indoor and Outdoor) and Cross Country are combined in a category called "All Track"

\* You may report data for track and field teams separately or in a combined manner (i.e., All Track Combined) and data for swimming and diving teams separately or in a combined manner (i.e., Swimming and Diving).

\* Dancing and Cheerleading are not reportable sports.

If after leaving this screen you return to it to add a sport, be sure to include associated data for that sport on subsequent screens. If you return to this screen to delete a sport, all associated data for that sport will be deleted from subsequent screens as well.


# Athletics Participation - Men's and Women's Teams

## Athletics Participation

Number of participants as of the day of the first scheduled contest

Varsity Teams	Men's Teams	Women's Teams
Baseball	36	
Basketball	14	14
All Track Combined	72	72
Field Hockey		21
Football	104	
Golf	11	11
Lacrosse	49	30
Rowing		52
Soccer	26	29
Softball		20
Swimming and Diving	21	20
Tennis	10	8
Volleyball		18
Wrestling	37	
Total Participants Men's and Women's Teams	380	295
Unduplicated Count of Participants (Number of individuals who participated on at least one varsity team.)	352	270

CAVEAT




# Head Coaches - Men's Teams

## Head Coaches - Men's Teams

Varsity Teams	Male Head Coaches				Female Head Coaches				Total Head Coaches
	Full-Time Coaching Duties	Part-Time Coaching Duties	Full-Time University Employee	Part-Time University Employee or Volunteer	Full-Time Coaching Duties	Part-Time Coaching Duties	Full-Time University Employee	Part-Time University or Volunteer	
Baseball	1		1						1
Basketball	1		1						1
All Track Combined		1	1			1	1		2
Football	1		1						1
Golf		1		1					1
Lacrosse	1		1						1
Soccer	1		1						1
Swimming and Diving		1	1						1
Tennis		1	1						1
Wrestling	1		1						1
Coaching Position Totals	6	4	9	1	0	1	1	0	11

CAVEAT




## Head Coaches - Women's Teams

Head Coaches - Women's Teams

Varsity Teams	Male Head Coaches				Female Head Coaches				Total Head Coaches
	Full-Time Coaching Duties	Part-Time Coaching Duties	Full-Time University Employee	Part-Time University Employee or Volunteer	Full-Time Coaching Duties	Part-Time Coaching Duties	Full-Time University Employee	Part-Time University Employee or Volunteer	
Basketball					1		1		1
All Track Combined		1	1			1	1		2
Field Hockey					1		1		1
Golf		1		1					1
Lacrosse					1		1		1
Rowing					1		1		1
Soccer	1		1						1
Softball	1		1						1
Swimming and Diving		1	1						1
Tennis		1	1						1
Volleyball					1		1		1
Coaching Position Totals	2	4	5	1	5	1	6	0	12

CAVEAT



Institution: Lehigh University (213543)

## Head Coaches' Salaries - Men's and Women's Teams

### Head Coaches' Salaries

	Men's Teams	Women's Teams
Average Annual Institutional Salary per Head Coach	76,661	52,101
Number of Head Coaches Included in Average	11	12
Average Annual Institutional Salary per FTE	99,208	65,812
Number of FTEs Included in Average	8.50	9.50

#### CAVEAT


---

## Assistant Coaches - Men's Teams

Assistant Coaches - Men's Teams

Varsity Teams	Male Assistant Coaches				Female Assistant Coaches				Total Assistant Coaches
	Full-Time Coaching Duties	Part-Time Coaching Duties	Full-Time University Employee	Part-Time University Employee or Volunteer	Full-Time Coaching Duties	Part-Time Coaching Duties	Full-Time University Employee	Part-Time University Employee or Volunteer	
Baseball		2		2					2
Basketball	2	1	2	1					3
All Track Combined		7	2	5					7
Football	6	4	6	4					10
Golf		1		1					1
Lacrosse		3		3					3
Soccer		3		3					3
Swimming and Diving		2		2		3		3	5
Tennis						1		1	1
Wrestling	2	1	2	1		1		1	4
Coaching Position Totals	10	24	12	22	0	5	0	5	39

CAVEAT




# Assistant Coaches - Women's Teams

## Assistant Coaches - Women's Teams

Varsity Teams	Male Assistant Coaches				Female Assistant Coaches				Total Assistant Coaches
	Full-Time Coaching Duties	Part-Time Coaching Duties	Full-Time University Employee	Part-Time University Employee or Volunteer	Full-Time Coaching Duties	Part-Time Coaching Duties	Full-Time University Employee	Part-Time University Employee or Volunteer	
Basketball	1		1		1	1	1	1	3
All Track Combined		7	2	5		1		1	8
Field Hockey					1	2	1	2	3
Golf						1		1	1
Lacrosse					1	1	1	1	2
Rowing					1	1	1	1	2
Soccer					1	1	1	1	2
Softball		1		1		1		1	2
Swimming and Diving		2		2		3		3	5
Tennis						1		1	1
Volleyball						2		2	2
Coaching Position Totals	1	10	3	8	5	15	5	15	31

CAVEAT



Institution: Lehigh University (213543)

## Assistant Coaches' Salaries - Men's and Women's Teams

### Assistant Coaches' Salaries

	Men's Teams	Women's Teams
Average Annual Institutional Salary per Assistant Coach	22,177	11,344
Number of Assistant Coaches Included in Average	39	31
Average Annual Institutional Salary per FTE	35,302	19,009
Number of FTEs Included in Average	24.50	18.50

#### CAVEAT

Assistant coach salary figures include part time and graduate assistant coaching staff.

---

Institution: Lehigh University (213543)

## Athletically Related Student Aid - Men's and Women's Teams

### Athletically Related Student Aid

*Athletically Related Student Aid should also be included on the Revenues and Expenses screens for the teams to which it applies.*

	Men's Teams	Women's Teams	Total
Total	3,990,440	2,434,502	6,424,942
Ratio (percent)	62	38	100%

### CAVEAT

Our Athletically Related Financial Aid is primarily need-based which requires application and demonstration of financial need.

---


## Revenues - Men's and Women's Teams

**Revenues by Team**

*The amount entered on the Athletically Related Student Aid screen must also be included in the revenues for the teams to which it applies. Click on "Click here for instructions" for detailed information about other revenues to include.*

Varsity Teams	Men's Teams	Women's Teams	Total
Basketball	774,107	890,840	1,664,947
Football	2,850,778		2,850,778
Baseball	543,585		543,585
All Track Combined	628,112	610,733	1,238,845
Field Hockey		360,350	360,350
Golf	78,195	60,112	138,307
Lacrosse	406,721	336,542	743,263
Rowing		217,533	217,533
Soccer	436,923	500,245	937,168
Softball		430,274	430,274
Swimming and Diving	253,869	220,551	474,420
Tennis	67,097	74,172	141,269
Volleyball		276,174	276,174
Wrestling	882,769		882,769
Total Revenues of all Sports, Except Football and Basketball, Combined	3,297,271	3,086,686	6,383,957
Total Revenues Men's and Women's Teams	6,922,156	3,977,526	10,899,682
Not Allocated by Gender/Sport			9,206,356
Grand Total for all Teams (includes by team and not allocated by gender/sport)			20,106,038

CAVEAT



Institution: Lehigh University (213543)

## Recruiting Expenses - Men's and Women's Teams

### Recruiting Expenses

*Recruiting Expenses should also be included on the Expenses screen for the teams to which the Expenses apply.*

	Men's Teams	Women's Teams	Total
Total	193,776	124,653	318,429

CAVEAT

---


## Operating Expenses (i.e., Game Day Expenses) - Men's and Women's Teams by Team

Operating Expenses by Team

Operating Expenses should also be included on the Expenses screen.

Varsity Teams	Participants	Men's Teams		Women's Teams		Total Operating Expenses	
		Operating Expenses per Participant	By Team	Participants	Operating Expenses per Participant		
Basketball	14	11,722	164,105	14	8,627	120,782	284,887
Football	104	3,706	385,394				385,394
Baseball	36	2,320	83,528				83,528
All Track Combined	72	1,095	78,839	72	1,095	78,837	157,676
Field Hockey				21	2,139	44,917	44,917
Golf	11	3,496	38,451	11	2,167	23,832	62,283
Lacrosse	49	1,502	73,609	30	1,818	54,532	128,141
Rowing				52	1,930	100,375	100,375
Soccer	26	3,657	95,094	29	1,969	57,112	152,206
Softball				20	3,893	77,856	77,856
Swimming and Diving	21	2,010	42,209	20	2,110	42,208	84,417
Tennis	10	2,024	20,240	8	2,576	20,609	40,849
Volleyball				18	2,648	47,655	47,655
Wrestling	37	5,023	185,846				185,846
<b>Total Operating Expenses Men's and Women's Teams</b>	<b>380</b>		<b>1,167,315</b>	<b>295</b>		<b>668,715</b>	<b>1,836,030</b>

CAVEAT



## Expenses - Men's and Women's Teams

**Expenses by Team**

*The amounts entered on the Athletically Related Student Aid, Operating Expenses, and Recruiting Expenses screens must also be included in the expenses for the teams to which they apply. Click on "Click here for instructions" for detailed information about other expenses to include.*

Varsity Teams	Men's Teams	Women's Teams	Total
Basketball	902,912	938,777	1,841,689
Football	2,964,823		2,964,823
Baseball	512,941		512,941
All Track Combined	638,086	621,706	1,259,792
Field Hockey		373,158	373,158
Golf	86,438	70,896	157,334
Lacrosse	402,283	386,591	788,874
Rowing		228,671	228,671
Soccer	409,153	513,667	922,820
Softball		470,780	470,780
Swimming and Diving	257,533	224,213	481,746
Tennis	71,565	82,581	154,146
Volleyball		303,094	303,094
Wrestling	845,827		845,827
Total Expenses of all Sports, Except Football and Basketball, Combined	3,223,826	3,275,357	6,499,183
Total Expenses Men's and Women's Teams	7,091,561	4,214,134	11,305,695
Not Allocated by Gender/Sport			8,204,787
Grand Total Expenses			19,510,482

CAVEAT



Institution: Lehigh University (213543)

## Revenues & Expenses Summary

### Revenues and Expenses Summary

Grand Total Revenues	20,106,038
Grand Total Expenses	19,510,482

Please review this screen carefully. **The amount of Grand Total Revenues must be equal to or greater than the amount of Grand Total Expenses** before you can lock your survey data. If it is not, you must go back and correct the amounts you entered on the Revenues and/or Expenses screen(s).

Remember that your **Revenues** and **Expenses** screens must include amounts you entered on some of the other screens. That is:

- The amount you entered on the Athletically Related Student Aid screen must be included with all of your other revenues (budget, ticket sales, etc.) on the **Revenues** screen. For detailed information on what to include in Revenues, click on 'Click here for instructions' on the Revenues screen.
- The amount you entered on the Operating Expenses, Recruiting Expenses, and Athletically Related Student Aid screens must be included with all of your other expenses (salaries and benefits, equipment, etc.) on the **Expenses** screen. For detailed information about what to include in Expenses, click on 'Click here for instructions' on the Expenses screen.

To return to the data entry screens to make corrections, click on the link in the menu on the left of this screen.

To proceed to the Supplemental Information screen, click on that link in the menu or click on the 'Next' button on the bottom of this screen.

---

Institution: Lehigh University (213543)

## Supplemental Information

### Supplemental Information

*This screen is optional. You may use it to provide additional information to help the reader better understand the data you have provided in this survey, or to help a prospective student-athlete make an informed choice of an athletic program.*

---

